

Curbside Recycling Program

Convenient Weekly Collection

Easy to use recycling bins

Optional bin lids available

Helpful Hints

☺ Set your bin on the opposite side of your driveway from your trash. This will put your bin in clear view for the driver. Recyclables and trash must be out by 6:00 a.m. on your collection day.

☺ Is your bin overflowing each week? Additional bins and lids are available at the Treasurer's office at the Township Civic Center. Bins require a \$5.00 deposit, lids \$2.50.


☺ Place paper items together in a paper bag before putting in bin or use a separate container for paper items. When using containers other than the green bin be sure to label containers with a "recyclables" sticker. Stickers are available at no cost by calling 48-GREEN.

☺ Flatten milk jugs, boxes and cans to maximize space in your bin and in the recycling truck.

☺ Plastic grocery bags are not recyclable in our program and are a nuisance at the recycling facility. Please do not put them in your bin. Kroger's, Busch's Valu-land and Walmart collect them for recycling.

Curbside

Recycle



This leaflet produced by the
Environmental Services Department of Ypsilanti Township
(313) 484-0073

January 1997



Glass Bottles and Jars



Food and beverage containers of any color are acceptable. Rinse out, and remove lids. Labels and neck rings do not have to be removed. Window glass, dinnerware, drinking glasses and other non-food glass are not acceptable.

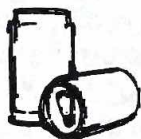
Metal Cans and Lids



Remove labels, rinse out and flatten when possible. Empty paint cans are not acceptable.


Aluminum Cans, Trays and Foil

Rinse out and flatten.
No aluminum cookware.



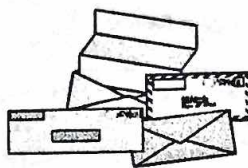
Plastic Bottles- #1 PETE & #2 HDPE

Small mouthed
Common
milk jugs,
bottles,
detergent
margarine
mouth




bottles only.
examples are
shampoo
laundry
bottles. No
tubs or wide
containers.

No plastic bags, lids or motor oil containers. Remove and throw away plastic caps. Rinse out and flatten.



Mixed Paper and Junk Mail

Stationery, copy paper, loose-leaf paper, computer paper, manila file folders, blue prints, paper envelopes. Window envelopes are okay. No treated paper such as fax paper or carbon paper. No tissue products such as paper napkins or paper cups. No metal or plastic binders, clips or tags.



Newspapers, Magazines, Phonebooks and Paperback Books

No hard cover books.



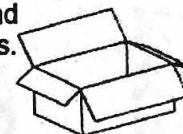
Earth Friendly tip:

Consider passing on old magazines and paperbacks to Senior Centers or Nursing homes. Check with your local school, too. Teachers often use magazines for student projects.




Corrugated Cardboard

Boxes must be flattened to maximize space and cut into 2' x 2' squares. No waxed cardboard.



Boxboard and Paper Bags

Boxboard examples are cereal



boxes, tissue boxes, shoe boxes, Canned beverage boxes, backs of note pads, paper towel and toilet

tissue tubes and paper egg cartons. Frozen food boxes are not acceptable.

Aseptic Containers



Milk and juice cartons and juice boxes. Rinse out and flatten. Discard straws and plastic caps. No freezer food boxes.

Household Batteries

Includes all sizes of household heavy-duty and alkaline batteries. Place in a sealed clear plastic bag and place beside bin or on top of bin lid.

